



vhcentral

LTI-Advantage Self-Rostering

Canvas

Student Guide

Trademark and License Information

Copyright © and ® 2025 Vista Higher Learning

All rights reserved. No part of this publication may be reproduced without the prior written permission of the publisher.
Published in the United States of America.

Canvas Self-Rostering Student Guide



Alert! If your instructor has set their course in the LMS to automatically transfer grades from VHL, you must follow the procedure described below to ensure that your VHL grades are communicated to the LMS.

1 Navigate to your Canvas instance.

2 Select the course you'd like to sync with vhlcentral.

My Subjects

Published Courses (10)

The screenshot shows a grid of six course cards under the heading "My Subjects" and "Published Courses (10)". Each card has a dark header, a blurred course title, and the text "Nothing due today" with a hamburger menu icon to its left. The second card in the second row is highlighted with a red circle.



Tip! These are the different ways you could enter vhlcentral from Canvas. These links can either be on the left-hand navigation menu or inside modules. Please follow your instructor's directions on how to enter vhlcentral.




Alert! Your instructor will inform you how the links are named.

Examples of vhlcentral "Deep Links".

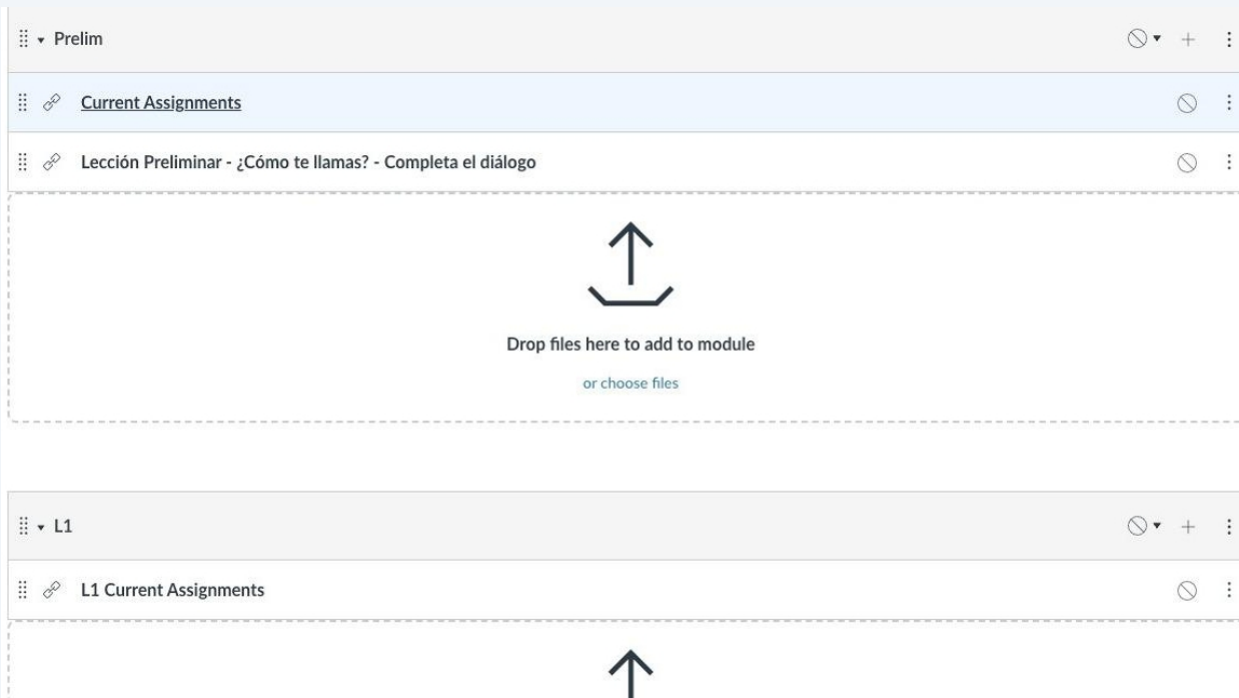
3

Below, you will find an example of the link on the left Navigation Bar, click **"Launch VHLCentral"**.



4

Below you will find examples of both **"Current assignments"** and a **"Specific Activity"** under **Modules**.



Login to vhlcentral

5

If you have a vhlcentral account, enter your **vhlcentral credentials**. If you do not have an account, go to **"Creating an account"** below.

vhlcentral

Welcome

Username or email

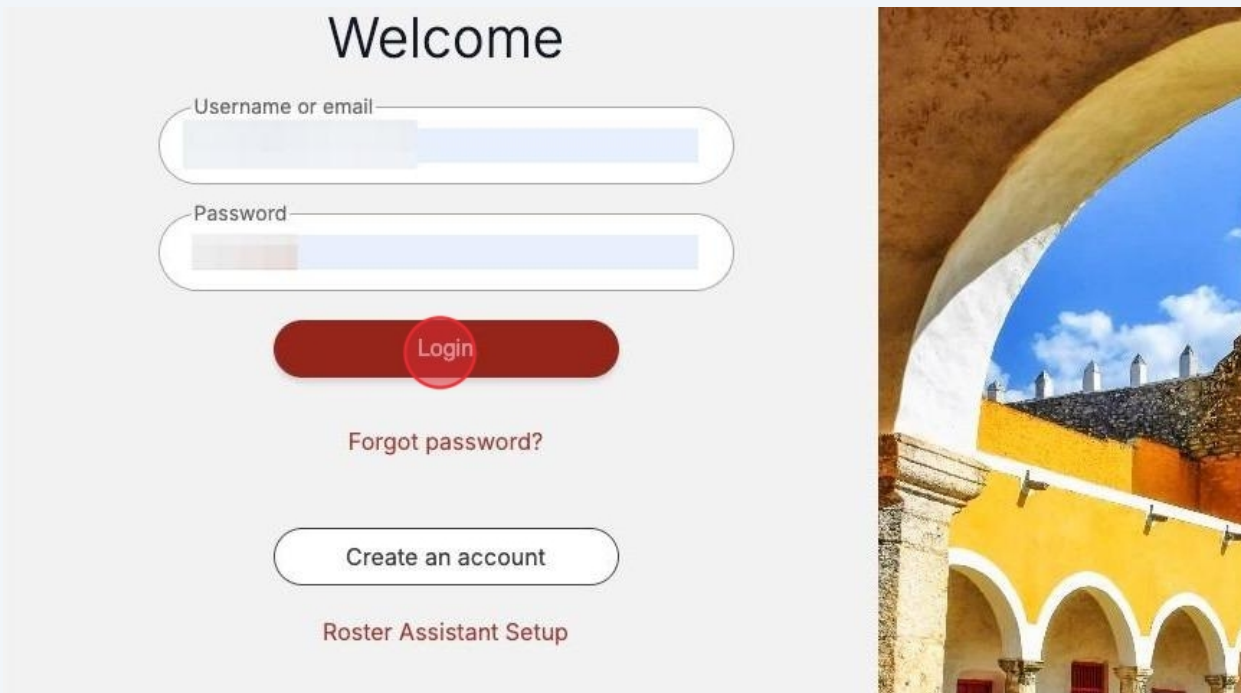
Password

Login

[Forgot password?](#)



6 Click "**Login**".



Username or email


Password


Login

Forgot password?

Create an account

Roster Assistant Setup

 Tip! Username and Password are case-sensitive. Also, ensure there are no extra spaces at the end or beginning of the fields.

 Alert! If this is the first time you are logging in to vhlcentral from Canvas, you will be prompted to log in and agree to the "**Terms of Use**". If you have previously signed in to vhlcentral through Canvas but not in this particular course, you might be prompted to log in. If you have not created an account, see below.

Accepting Terms of Use for the First Time

7 Scroll and read through the "Terms of Use".

Terms of Use

×

Please note that these Terms of Use have changed effective May 10, 2024.

Welcome to Vista Higher Learning / VHL Central. Please read these Terms of Use carefully before you or your Authorized Users ("You," "Your," or "User") register on or use the website provided by Vista Higher Learning, Inc. ("Vista Higher Learning" or "VHL") at vhlcentral.com or vistahigherlearning.com (each a "VHL Site"). These Terms of Use incorporate the applicable Privacy Policy available at www.vistahigherlearning.com/privacy-policy or www.vhlcentral.com/privacy_policy. IF YOU ARE UNDER 18 YEARS OF AGE (OR OTHER AGE OF MAJORITY IN YOUR JURISDICTION OF RESIDENCE), PLEASE BE SURE TO READ THIS AGREEMENT WITH YOUR PARENTS OR GUARDIAN, OR INSTRUCTOR IF APPROPRIATE, AND OBTAIN THEIR CONSENT TO THESE TERMS PRIOR TO YOUR USE OF A VHL SITE.YOUR REGISTRATION ON, OR USE OF, THE VHL SITE INDICATES THAT YOU ACCEPT THESE TERMS OF USE. IF YOU DO NOT ACCEPT THESE TERMS OF USE, PLEASE DO NOT USE OR REGISTER FOR USE OF THE VHL SITE. These terms and conditions apply to all users of the VHL Site and associated services.

IMPORTANT NOTICE: These Terms of Use contain certain Disclaimers and Limitations on our Liability and a Binding Arbitration Clause and Class Action Waiver, which waives Your right to sue in

8 Click "Agree".

for any reason held invalid or unenforceable, it shall be deemed severable and the valid portions of these Terms of Use or the applications of such provision to other persons or circumstances affected thereby.

Violations. Please report any violations of these Terms of Use to Vista Higher Learning at online@vistahigherlearning.com.

All rights not expressly granted herein are fully reserved.

Last Modified May 10, 2024.

Agree

Creating an Account



Alert! If you have not created an account with vhlcentral.com you must create an account before proceeding.

- Keep in mind that:
 - Username and Password are case-sensitive
 - Passwords must:
 - have a letter and a number
 - be at least 8 characters

9 Click "Create an account".

Modules

New Analytics

Item Banks

Launch VHLCentral

Lucid (Whiteboard)

Assignments

Discussions

People

Pages

Files

Syllabus

Outcomes

Rubrics

Quizzes

BigBlueButton

Collaborations

Settings

Welcome

Username or email

Password

Login

Forgot password?

Create an account

Roster Assistant Setup

VISTA
HIGHER LEARNING

Get Started | Visit Our Store

© 2025 VISTA Higher Learning, Inc. | Privacy policy | Terms of use

10

Complete all the fields required to create an account.

Self Rost Master > Launch VHLCentral

Home

Announcements

Grades

Modules

New Analytics

Item Banks

Launch VHLCentral

Lucid (Whiteboard)

Assignments

Discussions

People

Pages

Files

Syllabus

Outcomes

Rubrics

Quizzes

BigBlueButton

Collaborations

Settings


vhlcentral

Create an Account

* All fields required.

Username

Email

Password 

✓ Must contain a number and a letter.
✓ Must be at least 8 characters.

Re-enter Password


First Name

Last Name

Birth Year


Get Started | Visit Our Store

© 2025 VISTA Higher Learning, Inc. | Privacy policy | Terms of use



11 Click "Create account".

..."


Modules 


New Analytics


Item Banks


Launch VHLCentral


Lucid (Whiteboard)


Assignments 


Discussions 


People 


Pages 


Files 


Syllabus 

Outcomes 

Rubrics 

Quizzes 

BigBlueButton 

Collaborations 

Settings

✓ Must be at least 8 characters.

Re-enter Password

First Name

Last Name

Birth Year

ⓘ We must ask for legal reasons.

Secret Question

Secret Answer

By creating an account, you agree to receive emails in connection with your use of vhlcentral.
For more information, visit our [Privacy policy](#).

[Create Account](#)

[Get Started](#) | [Visit Our Store](#)


© 2025 VISTA Higher Learning, Inc. | [Privacy policy](#) | [Terms of use](#)



Selecting a course

12

Click "**Launch vhlcentral**". You will be taken to the vhlcentral "**Course Connector**" page. You will see all the programs available to your institution.



13


Find the program your instructor has indicated. Click "**Complete Enrollment**".

vhlcentral

Hello, [redacted]. Let's get started.

School [redacted]

Active Closed



Mosaik 3 ©2026
German Language and Culture

Access Content

Complete Enrollment



Taller de escritores, 4e for Vista Academy


Access Content

Complete Enrollment



Encuentros Florida 3 ©2027, Prime
Comunicación y cultura

Your Feed



15 Facts About the Great Wall of
Article



Updates to your homepage!
Article



14

You will see the program you selected. Click the arrow to see all the available courses under that program

vhlcentral

Enroll

Courses for

School



Mosaik 3 ©2026

German Language and Culture

German



Alert! Please ensure you register to the correct course. Pay attention to program, instructor and schedule.

15 Select the appropriate Course. Click on the "+" sign. Click "Enroll".

vhlcentral

Enroll

Courses for

MOSAIK 3 Mosaik 3 @2026
German Language and Culture
German

Course A
Section A

Enroll

Back

Get Started

© 2025 VISTA Higher Learning, Inc. | [Privacy policy](#) | [Terms of use](#)

16 Once you have enrolled successfully into a course, you will be taken back to the Course Connector page. Click "My Dashboard" to enter your program.

vhlcentral

Hello, [redacted]. Let's get started.

School

Active Closed

MOSAIK 3 Mosaik 3 @2026
German Language and Culture
Course A
Section A
Greg Genovese
My Dashboard

Portales 2.0
Introductory Spanish
Spring 2023 Smoke Test 1
Section 1
R. A. Payne
My Dashboard

SENDEROS 2 Senderos 2 @2023, Supersite
Spanish for a Connected World

Your Feed

Is it possible to think without language?
Article

15 Facts About the Great Wall
Article

17 You will be taken to the "**Student Dashboard**".

The screenshot shows the MOSAIK3 Student Dashboard. At the top left is the MOSAIK3 logo and the text "Coure A | Section A". A navigation menu at the top includes "DASHBOARD" (underlined), "ASSIGNMENTS", "GRADES", "LEARNING TOOLS", and "COMMUNICATIONS". The main content area is titled "Dashboard" and contains three primary sections: "Assignments" (with a document icon and the text "You have no assignments."), "Class Bulletin" (with a bell icon), and "Grades" (with a document icon and the text "No grades available."). The "Class Bulletin" section includes "Notifications (0)" (with the text "No notifications") and "Announcements (0)" (with the text "No announcements"). At the bottom right, there is a link for "Accessibility Features".

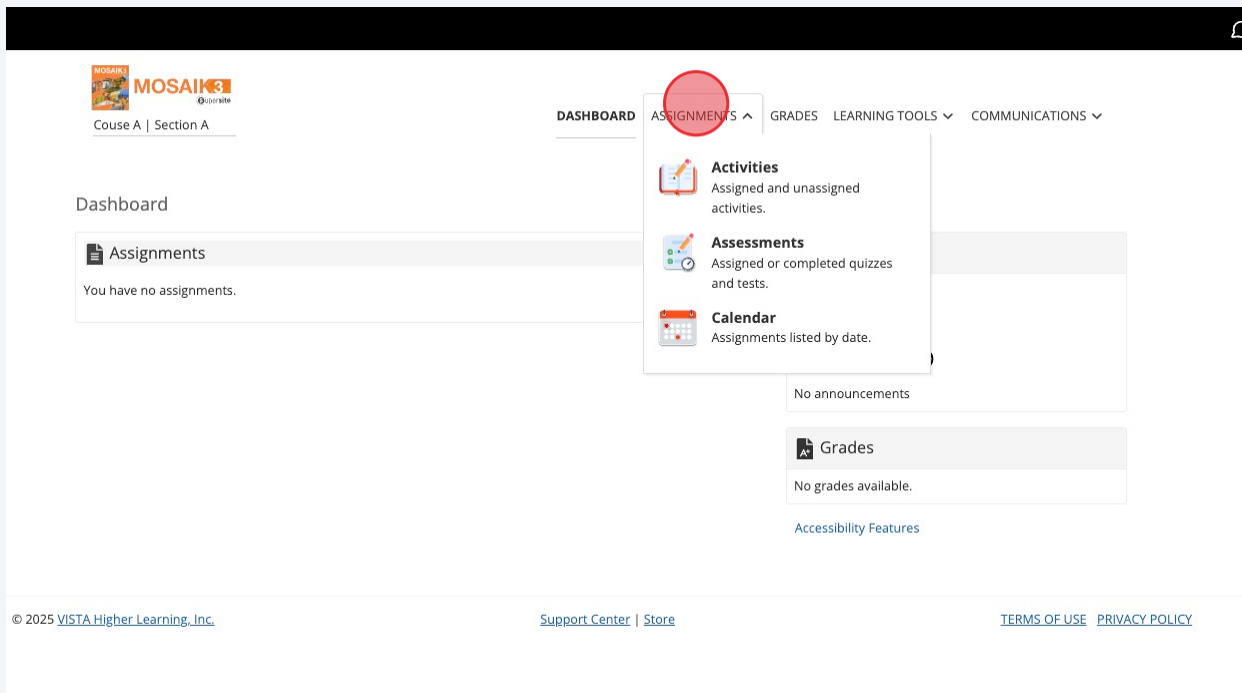
Student Dashboard



Alert! The drop-down menus may be different based on your program. The following are possible examples.

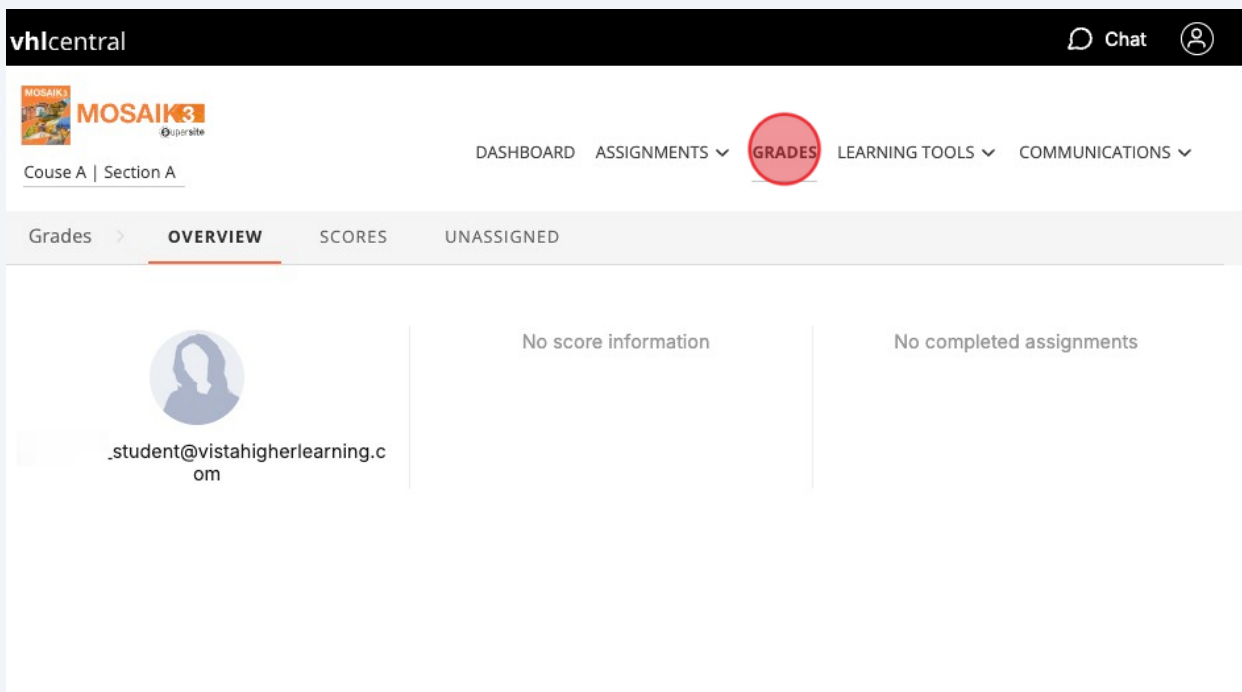
18

When you click "**Assignments**", you will see "**Activities, Assessments and Calendar**".



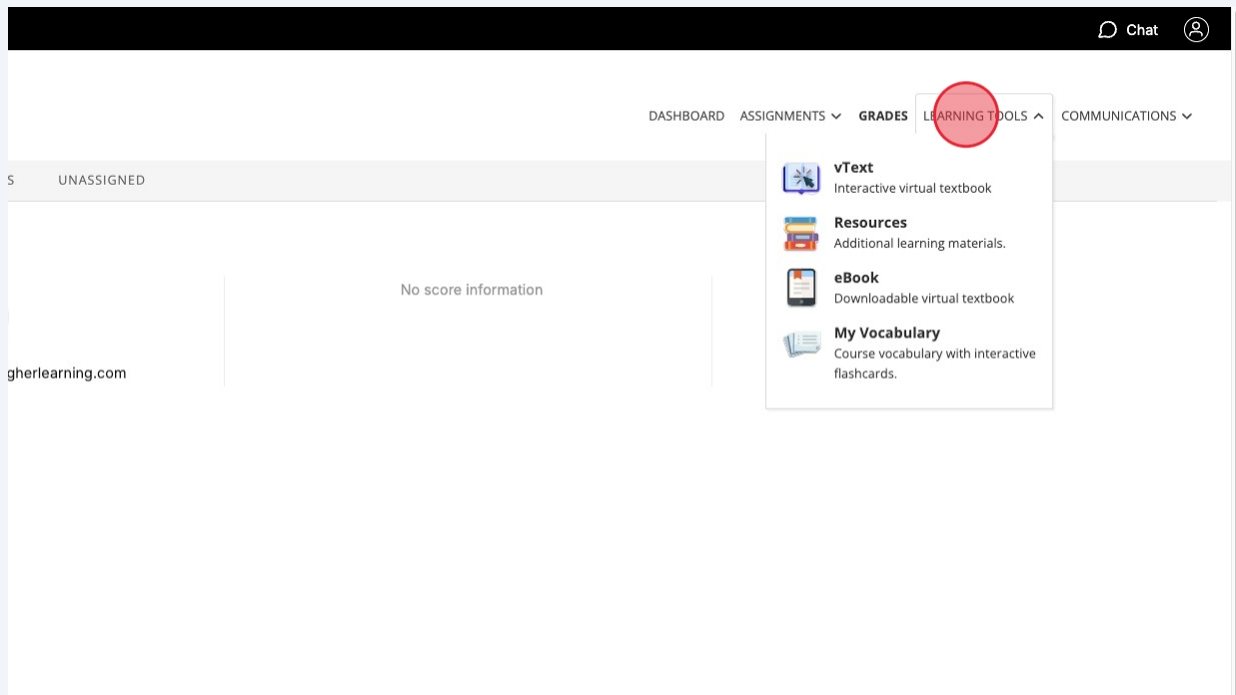
19

When you click "**Grades**", you will be taken to the grades dashboard. You will be able to see an "**Overview**" of your grades, as well as your individual "**Scores**", and any completed work that has not been assigned ("**Unassigned**").



20

When you click "**Learning Tools**" you will see "**vText, Resources, eBook and My vocabulary**".



Alert! Not all programs have the same resources or items in the drop-down menus.